

iCal Updating Calendars – gains with no pains



Updating Calendars – gains with no pains

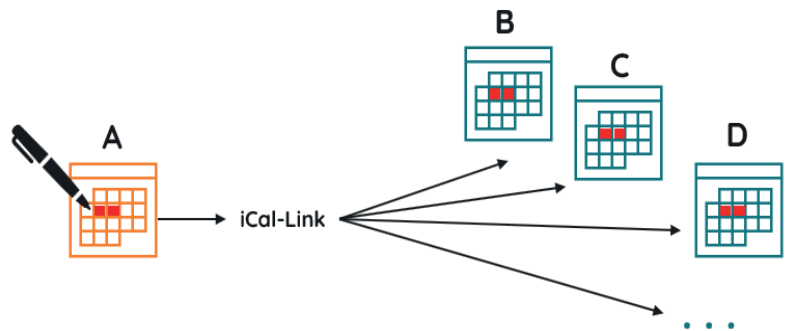
Use iCal to synchronize the e-domizil occupancy calendar of your holiday home with other holiday home portals

1. Was ist iCal?

iCal is a common media type which is used to synchronize the data of different digital calendars with one another.

Example: An entry is made in calendar A for a specific date. The online transfer via iCal now ensures that this new entry also appears automatically in calendar B (and calendars C, D, E etc.).

For owners of holiday homes, iCal is the perfect solution to automatically synchronize the occupancies of their holiday homes across different holiday home portals they work with. **This eliminates double bookings and the annoying manual handling of each calendar separately!**



Besides, iCal is the name of the media type with which the calendar data is exchanged. It is not a separate software nor an additional portal or tool that you would have to register with. **Using iCal is completely free, safe and no computer science knowledge is required.**

2. How do I synchronize the calendar of my holiday home on other portals with the e-domizil calendar?

All professional holiday home portals, such as booking.com or Airbnb, offer registered owners the option to synchronize their holiday home calendars via iCal. You will find an iCal link for your property in the login/administration area of the respective portal. All you have to do is to copy that respective link from each portal and then paste it in the corresponding menu in the e-domizil owner area once, and the calendars will be synchronized forever.

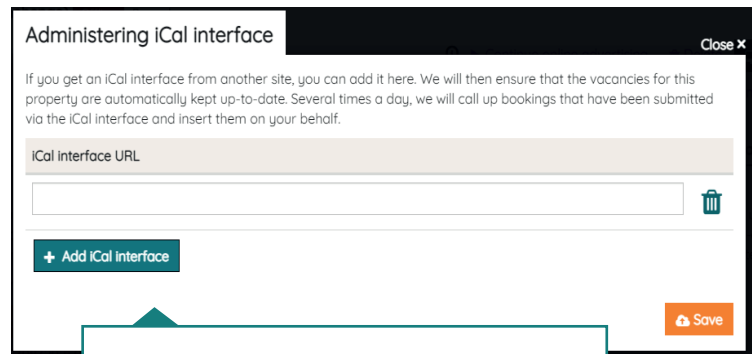
Step by step: Entering an iCal link in your e-domizil owner area

- Log into the owner/administration area of a portal through which you also offer your holiday home. **Search for the provided iCal link and copy it.** You will usually find the link in the menu where you administrate the property data or the calendar data.

For a better understanding, the link will look similar to this link:

https://xxxx.portal_xyz.com/property/calendar/1234567/ical.ics?securitytoken=abcde12345fgh00

- **Now log into your e-domizil owner area** and call up the same property you have just copied the link for.
- In the calendar-menu of the property in the e-domizil owner area you find **a button labelled “Add iCal Interface”** (it is right above the actual calendar).
- Click on it and a new menu will open where you can use the Add-button to create an empty field **into which you have to paste the link you have copied from the other portal.**
- Now just click on “Save” and from now on the occupancies of your holiday home on the other portals will be regularly imported into the e-domizil calendar. **Bookings made on these portals now automatically set the corresponding period to occupied on all websites in the e-domizil network.**



Administering iCal interface Close X

If you get an iCal interface from another site, you can add it here. We will then ensure that the vacancies for this property are automatically kept up-to-date. Several times a day, we will call up bookings that have been submitted via the iCal interface and insert them on your behalf.

iCal interface URL

+ Add iCal Interface

Save

Tip: Each click on the button creates a new, empty field in which you can **insert all the iCal links of all other portals** that you wish to synchronize the calendars with.



The data import may take a while the first time, as the times at which the updates take place differ from portal to portal.

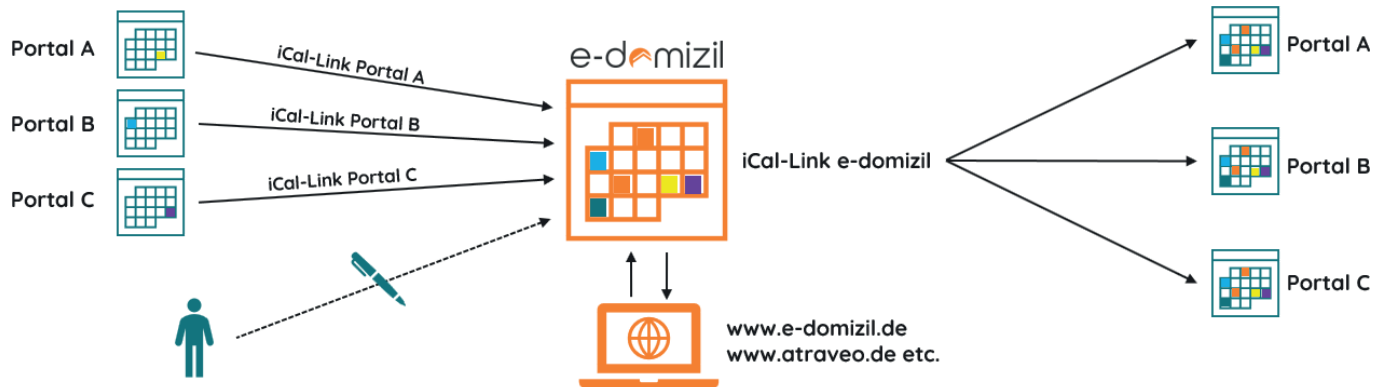
Please also note that, depending on the portal, only the bookings/occupancies made via the respective portal are imported, but not other occupancies like your private bookings or closed periods. This can vary depending on the portal and it may make sense to find out the exact scope of the respective export in advance. Therefore, if you have a private booking, just block the period in your main calendar, and the respective period will be exported to the other portals. e-domizil offers the exportation of the whole calendar, therefore you can easily set e-domizil as your main calendar, if you wish to!

3. How do I export the e-domizil calendar data to other portals?

Of course, you can and should not only import the occupancies from other portals you work with to e-domizil, but also export the e-domizil calendar data to all other portals. Bookings you receive via the e-domizil network will then automatically set the respective period to occupied in the calendars of the other portals.

- In the same way as the procedure described under point 2, **copy the iCal link that we provide in the calendar-menu in the owner area for the export.**

- Now look for the corresponding menu to import iCal links in the owner/administration area of the other portals and paste the e-domizil link there. After all entries have been made, the e-domizil calendar data is regularly exported to the respective portals. Note: Here, too, it can take a while before the transfer takes place for the first time.



Since we always export the entire calendar data via our iCal link (including periods you manually set to occupant, closed periods and occupancies achieved by bookings made through other portals), **we recommend that you use the e-domizil iCal link to import the calendar data to all other portals solely, as we will be exporting ALL occupancies to other portals, even your private bookings, as long as you have inserted them in the e-domizil calendar.**

Provided that you have stored the iCal links of all other portals in the e-domizil owner area and that all occupancies are imported there, **your e-domizil calendar is the leading system for calendar ministration** and the collected occupancies are exported to all other portals via the e-domizil export link.

Finally, a few additional hints:

- If you offer more than one holiday home, the iCal synchronization described above (import to us, export to others) **must be carried out separately for each holiday home**, since an iCal link always refers to the calendar data of a specific property. Therefore, make sure that you link the right holiday homes with one another using the iCal links!
- Bookings you receive privately, and your own stays** must still be entered manually in the online calendar(s) of your holiday home. However, if you have entered our iCal link on all other portals you work with, you will be fine to only make these entries in the calendar in the e-domizil owner area. As described above we not only export occupancies achieved by bookings via the e-domizil network but also your manually entered bookings/occupancies.
- Only occupancies and vacancies** are imported and exported with iCal! Prices, arrival days and minimum rental periods are not synchronized. You will still have to enter these data separately on each portal. But differently to the continuous calendar update, maintenance of this data is usually only necessary once a year.
- Should you ever notice that our iCal export to other portals does not work anymore or you sense other problems, you can **easily generate a new link for the iCal export** in the e-domizil owner area at any time. Of course, you then have to replace this new link as described above on the other portals.